


Specialty Cords

Designed for use in a more abusive environment, these extension cords are offered in a variety of different jacketing materials, as well as colors, lengths, and features to suit most workshop, garage, and office applications.

SPECIALTY CORDS



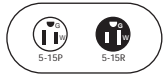
Heavy Duty Workbench Cords

Voltec stocks a rugged line of shorter extension cords that are compatible with 10–15 Amp rated tools and equipment. Produced with SJTW outer jacketing material, our workbench cords have the same water, weather, and abrasion resistant properties as standard outdoor cords. Workbench cords are available in a variety of colors, lengths, and outlet configurations to suit your needs.

Lighted End Cords

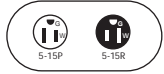
A popular option, illuminated ends offer the user an additional safety benefit by indicating that the receptacle is live, and the power is on. This feature can be visually detected in poor lighting conditions or in the brightest sunlight. Illuminated cords are the choice of tradesmen everywhere!

3-Conductor Workbench Extension Cords



ITEM NUMBER	CORD LENGTH	GAUGE	WIRE TYPE	WIRE COLOR	APPROVAL	OUTLETS	PLUG TYPE	RECEPTICLE TYPE	POWER RATING AMPS WATTS	PACK	SHIPPING WEIGHT	CUBE	UPC 8-03058-
02-00033	8ft	16/3	SJTW	Black	cULus	1	5-15P	5-15R	13 1625	24	16.75	0.819	00033-2
02-00034	10ft	16/3	SJTW	Black	cULus	1	5-15P	5-15R	13 1625	24	24.26	0.684	00034-9
02-00035	15ft	16/3	SJTW	Black	cULus	1	5-15P	5-15R	13 1625	12	16.09	0.675	00035-6

3-Conductor Workbench Extension Cord w/Lighted End



ITEM NUMBER	CORD LENGTH	GAUGE	WIRE TYPE	WIRE COLOR	APPROVAL	OUTLETS	PLUG TYPE	RECEPTICLE TYPE	POWER RATING AMPS WATTS	PACK	SHIPPING WEIGHT	CUBE	UPC 8-03058-
02-00036	15ft	14/3	SJTW	Yellow	cULus	1	5-15P	5-15R	15 1875	24	35.94	1.271	00036-3

3-Outlet 3-Conductor Workbench Extension Cords



ITEM NUMBER	CORD LENGTH	GAUGE	WIRE TYPE	WIRE COLOR	APPROVAL	OUTLETS	PLUG TYPE	RECEPTICLE TYPE	POWER RATING AMPS WATTS	PACK	SHIPPING WEIGHT	CUBE	UPC 8-03058-
02-00037	6ft	14/3	SJTW	Black/Orange	cULus	3	5-15P	5-15R	15 1875	24	30.21	0.435	00037-0
02-00038	8ft	14/3	SJTW	Black/Orange	cULus	3	5-15P	5-15R	15 1875	24	20.51	0.565	00038-7
02-00039	15ft	14/3	SJTW	Black/Orange	cULus	3	5-15P	5-15R	15 1875	24	35.94	1.271	00039-4